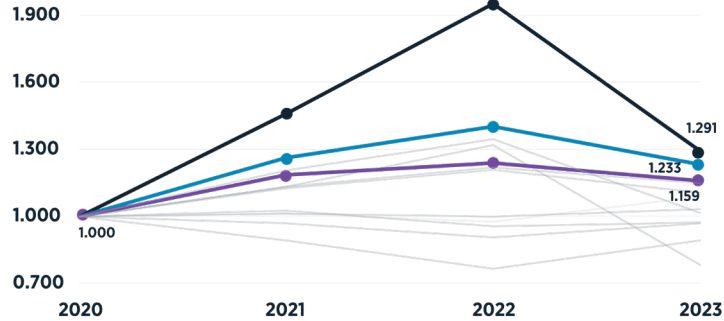





Industrial Productivity Index & Pathfinder Results by Industry - 2024

Chemicals

Productivity Pathfinders

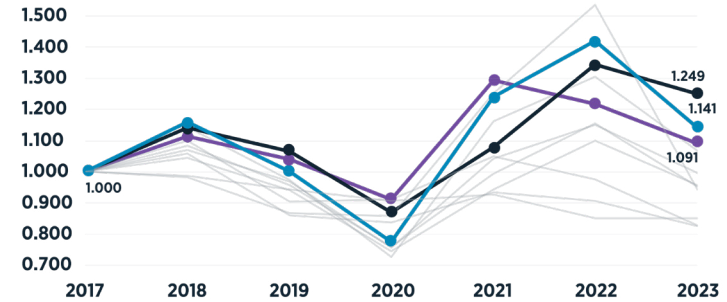


Productivity Pathfinders

Rank	Company	2017-2020 Productivity Growth	2020-2023 Productivity Growth	Performance Compared to Peers (2020-2023)
1		-8%	29%	23%
2		-9%	23%	17%
3		-3%	16%	10%

 Air Liquide SA
 Air Products & Chemicals Inc.
 Albemarle Corp.
 Corteva Inc.
 Dow Inc.
 Green Plains Inc.
 Johnson Matthey PLC
 Linde PLC
 Sherwin-Williams Co.

Ones-To-Watch



Ones-To-Watch

Rank	Company	2017-2020 Productivity Growth	2020-2023 Productivity Growth	Performance Compared to Peers (2017-2023)
1		-13%	44%	26%
2		-22%	47%	15%
3		-9%	20%	10%

 BASF SE
 Cabot Corp.
 Huntsman Corp.
 LSB Industries Inc.
 LyondellBasell Industries NV
 PPG Industries Inc.
 The Chemours Co.
 Tronox Holdings PLC

Chemicals | Industrial Productivity Index

